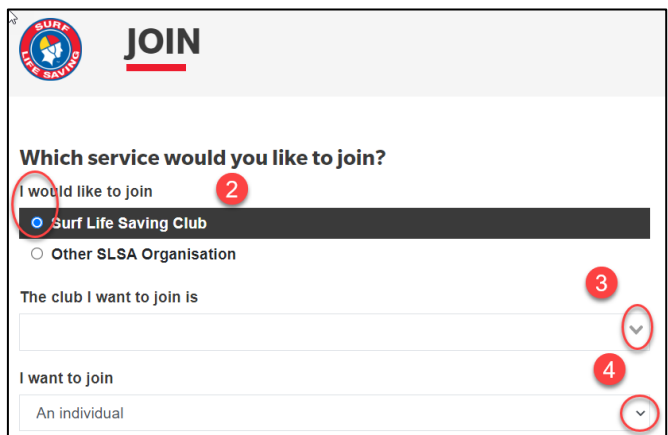


How to Join a Surf Club - Individual

New members need to sign up to a surf club via the Surf Life Saving Australia (SLSA) join system. This system allows for new members to fill in a membership application form and then provides a link to allow for membership payments.

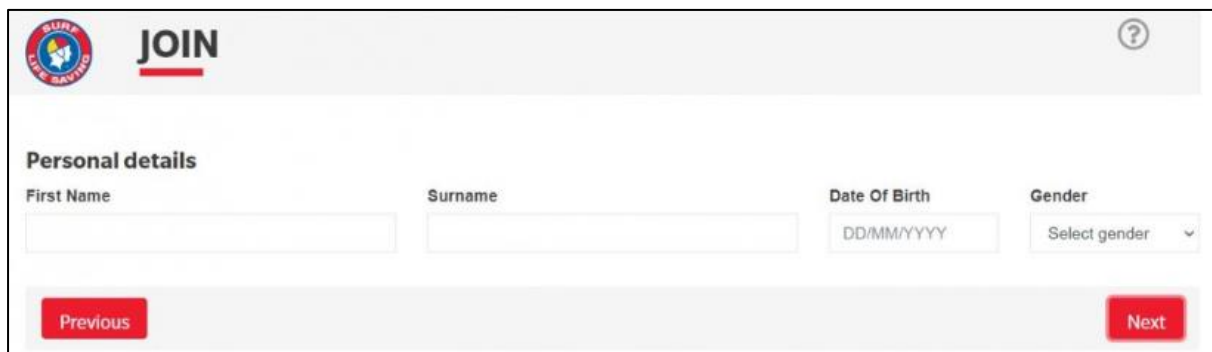
1. Browse to join.sls.com.au
2. Tick checkbox 'Surf Life Saving Club'
3. Using the drop-down arrow – select the surf club that you wish to join
4. Select that you are joining as an individual (*one person/yourself.*)
5. Click the NEXT button.



The screenshot shows the 'JOIN' page of the SLSA system. At the top left is the SLSA logo. The main heading is 'JOIN'. Below this is the question 'Which service would you like to join?'. There are two radio button options: 'Surf Life Saving Club' (which is selected and circled in red with a '2') and 'Other SLSA Organisation'. Below this is a text input field for 'The club I want to join is' with a red '3' and a dropdown arrow circled in red. Underneath is another text input field for 'I want to join' with the option 'An individual' selected and a red '4' and a dropdown arrow circled in red.

Joining as an Individual

1. Fill in the Individual's **Personal Details** (first and last name, DOB and gender).
Note: details for the person wishing to join.
2. Click **NEXT** button

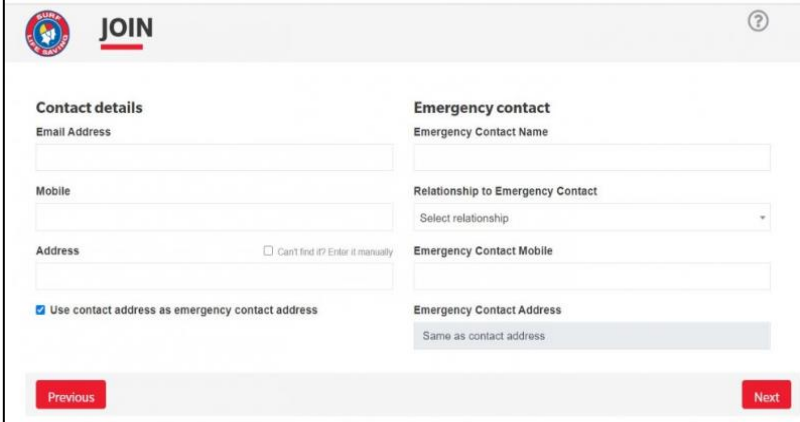


The screenshot shows the 'Personal details' section of the 'JOIN' page. It features four input fields: 'First Name', 'Surname', 'Date Of Birth' (with a DD/MM/YYYY format), and 'Gender' (with a 'Select gender' dropdown menu). At the bottom of the form are two red buttons: 'Previous' on the left and 'Next' on the right.

Note: If you are already a member within our Organisation the system will detect this and provide you with a link to go to the Members Area. Existing members need to use the members area to renew or transfer to another organisation. URL: members.sls.com.au

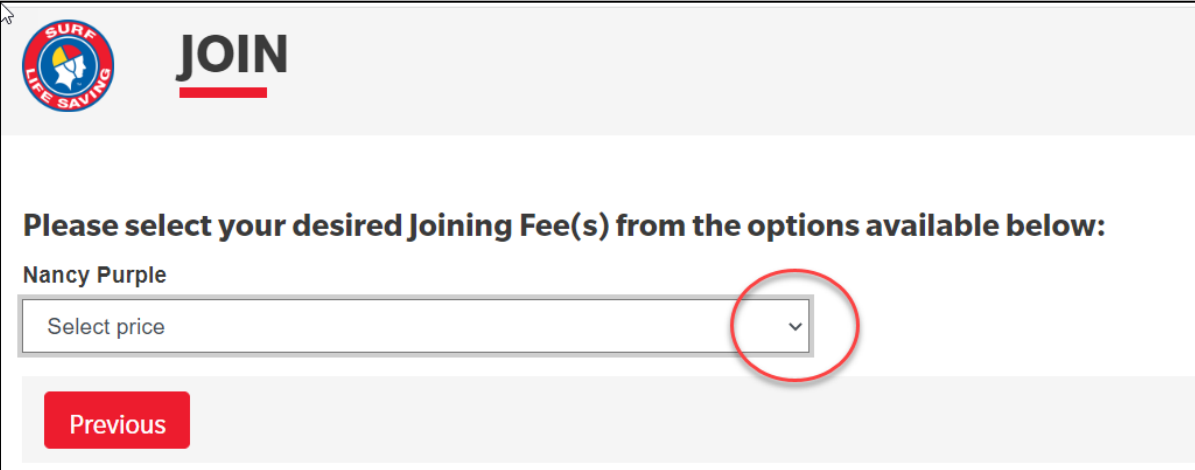
3. Complete the **Contact and Emergency Contact Details**

4. Click *Next *Button



The screenshot shows a 'JOIN' form with two columns: 'Contact details' and 'Emergency contact'. The 'Contact details' column includes fields for 'Email Address', 'Mobile', and 'Address', with a checkbox for 'Use contact address as emergency contact address'. The 'Emergency contact' column includes fields for 'Emergency Contact Name', 'Relationship to Emergency Contact' (a dropdown menu), 'Emergency Contact Mobile', and 'Emergency Contact Address' (with a 'Same as contact address' option). 'Previous' and 'Next' buttons are at the bottom.

5. Click on the drop-down box (arrow) and select your appropriate membership category.



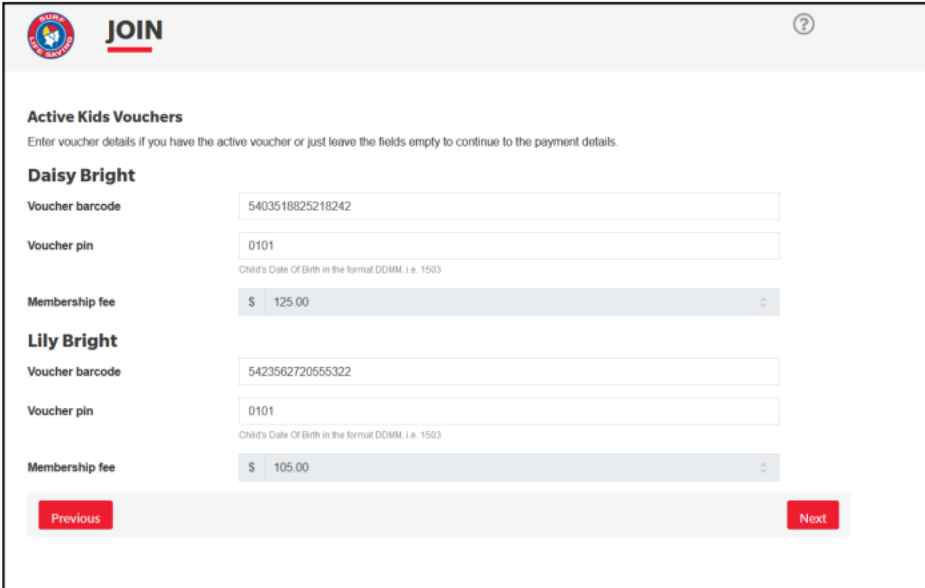
The screenshot shows a 'JOIN' form with the heading 'Please select your desired Joining Fee(s) from the options available below:'. Below this is a dropdown menu with the text 'Select price' and a downward arrow. A red circle highlights the dropdown arrow. A 'Previous' button is visible at the bottom left.

6. Click the NEXT button

7. If the Surf Club you are joining has any addon other items for purchase ie: gym membership or apparel, click on your selected items that you wish to purchase. Click NEXT

NSW Only Members – Active Kids vouchers

If the system picks up that a family member is under the age of 18 then the 'Active Kids Voucher' screen will appear. If you wish to use a voucher input the details required for each child. The membership fee will be inserted but upon clicking the NEXT button you will see in the summary that the \$100 Active Kids value has been deducted



The screenshot shows a 'JOIN' form with the heading 'Active Kids Vouchers'. Below this is a sub-heading 'Daisy Bright' and a sub-heading 'Lily Bright'. For each child, there are fields for 'Voucher barcode', 'Voucher pin', and 'Membership fee'. The 'Membership fee' field for Daisy Bright shows '\$ 125.00' and for Lily Bright shows '\$ 105.00'. 'Previous' and 'Next' buttons are at the bottom.

As this family has joined a club in NSW and Active Kids vouchers have been used the value of the membership has been deducted for each child.

JOIN

Summary
You are joining

Coogee SLSC (NSW) (NSW)

Member/s to join

Rose Bright	10/10/1980	Female
Daisy Bright	02/02/2012	Female
Lily Bright	03/03/2013	Female

Contact Details
10 Brighton Street
Botany 2019 NSW
Australia
bright@gmail.com
0411222333

Emergency Contact
Barry Bright (Wife)
10 Brighton Street
Botany 2019 NSW
Australia
0422444666

Order Summary
Please find below a summary of your order.

Rose Bright General - 1st Nipper Parent/Guardian - Compulsory	\$30.00
Daisy Bright Junior Activity Member (5-13 years) - New Nipper Joining - 1st Child (Original fee of \$125.00 - \$100 active kids voucher)	\$25.00
Junior Activity Member (5-13 years) - Nipper Cap	\$15.00
Lily Bright Junior Activity Member (5-13 years) - New Nipper Joining 2nd Child (Original fee of \$105.00 - \$100 active kids voucher)	\$5.00
Junior Activity Member (5-13 years) - Nipper Cap	\$15.00
Total	\$90.00

8. The screen will provide a summary of your details and order (membership and other items to be purchased)

Summary
You are joining

South Maroubra SLSC (NSW)

Member/s to join

Nancy Purple	01/01/1970	Female
--------------	------------	--------

Contact Details
57 Sparks Street
Mascot 2020 NSW
Australia
yrutherford@slsa.asn.au
0432159666

Emergency Contact
Mr Blue (Husband)
57 Sparks Street
Mascot 2020 NSW
Australia
0432144444

Order Summary
Please find below a summary of your order.

Nancy Purple Active (18yrs and over) - Active 18+ NEW Member Joining	\$65.00
Other - Club Competition Cap	\$20.00
Total	\$85.00

9. Create your individual log in details for access to the SLSA Members Area portal. Type in a preferred Username and Password.

Create a Members Area Account

To keep track of your membership application, an account will be created for you in our Members Area. Use this account to manage your membership once you become a member. An email will be sent to you asking you to activate your account:

Preferred Username

Password

The username field is required

The password field is required

- **Note:** *Username must be unique. If your username is already taken, upon clicking the Next button an error message will present advising that your Username already exists. Please type/choose another username*
Note: *Passwords must contain a Capital and Numeral and be between 6 & 12 characters in length.*
10. Tick the two declaration checkboxes. If you wish to view the membership terms and condition's click on the 'declaration' link.

SLSA Membership application and declaration

I have read, understood, acknowledge and agree to the **declaration** including the warning, exclusion of liability, release and indemnity. I acknowledge that if my application for membership is successful I will be entitled to all benefits, advantages, privileges and services of SLSA membership.

I have read, understand, acknowledge and agree to the declaration and application and conditions of membership. I warrant that all information provided is correct.

[Previous](#) [Next](#)

11. Click the NEXT button.
12. If your application has been submitted, without error, the screen will provide you with a link to progress to make your membership fee payments. Click on the red 'PAY NOW' button.

You have almost completed your new membership application to South Maroubra SLSC

Your order number is #1268

The application needs to be approved before you become a member and you must fulfill all of the Terms and Conditions of the membership process required by SLSA and the Club.

Step 1: DONE ✓ - Your online application has now been submitted

Step 2: Payment by credit card is now required to complete your application.

[PAY NOW](#)

Making Payment

The Payment screen will display the membership fee and any other purchase items that you have selected. Scroll to the bottom of the page and click on the Next button to insert your credit card details. Once you have finalised payment a payment receipt email will be sent to you and also to your chosen Surf Club.